

UMA 90

UMA 90 is an easy-to-use single cure resin with enhanced toughness, appropriate for use in prototypes and manufacturing jigs and fixtures.

Tensile Properties ASTM D638, Type I, 50 mm/min	Metric	US
Tensile Modulus	1400 MPa	200 ksi
Ultimate Tensile Strength	30 MPa	4.4 ksi
Yield Strength	30 MPa	4.4 ksi
Yield Strain	7%	7%
Elongation at Break	30%	30%

Tensile Properties ASTM D638, Type V, 10 mm/min	Metric	US
Tensile Modulus	1400 MPa	200 ksi
Ultimate Tensile Strength	30 MPa	4.4 ksi
Yield Strength	30 MPa	4.4 ksi
Yield Strain	7%	7%
Elongation at Break	30%	30%

Flexural Properties ASTM D790-B	Metric	US
Flexural Stress at 5% strain	50 MPa	7 ksi
Flexural Modulus (Chord, 0.5-1%)	1200 MPa	174 ksi

Impact Properties	Metric	US
Notched Izod (Machined), 23 °C, ASTM D256	30 J/m	0.6 ft-lb/in
Notched Charpy (Machined), ISO 179-1/1eA	2.8 kJ/m ²	1.3 ft-lb/in ²

Thermal Properties	Metric	US
Heat Deflection Temperature at 0.455 MPa/66 psi, ASTM D648	45 °C	113 °F
Heat Deflection Temperature at 1.82 MPa/264 psi, ASTM D648	35 °C	95 °F

General Properties	Metric
Hardness, ASTM D2240	86, Shore D
Density, ASTM D792	1.20 g/cm ³
Density (liquid resin)	1.10 g/cm ³

The information in this document includes values derived from printing various parts, reflects an approximation of the mean value of a range of values, and is intended for reference and comparison purposes only. This information should not be used for testing, design specification or quality control purposes. End-use material performance can be impacted by, but not limited to, design, processing, color treatment, operating and end-use conditions, test conditions, etc. Actual values will vary with build conditions. In addition, product specifications are subject to change without notice.

This information and Carbon's technical advice are given to you in good faith but without warranty. The application, use and processing of these and other Carbon products by you are beyond Carbon's control and, therefore, entirely your own responsibility. Carbon products are only to be used by you, subject to the terms of the written agreement by and between you and Carbon.

You are responsible for determining that the Carbon material is safe, lawful, and technically suitable for the intended application, as well as for identifying the proper disposal (or recycling) method consistent with applicable environmental laws and regulations. CARBON MAKES NO WARRANTIES OF ANY KIND, EXPRESSED OR IMPLIED, INCLUDING, BUT NOT LIMITED TO, THE WARRANTIES OF MERCHANTABILITY, FITNESS FOR A PARTICULAR USE, OR NON-INFRINGEMENT. Further, it is expressly understood and agreed that you assume and hereby expressly release Carbon from all liability, in tort, contract or otherwise, incurred in connection with the use of Carbon products, technical assistance and information. No license with respect to any intellectual property is implied.

Parts were processed using an M series printer and a Smart Part Washer with VF 1 as the solvent. Samples were post-cured using an APM LED UV-Cube II at 100% intensity according to instructions in the Carbon MPI. Deviations from the post processing method listed above may yield different results.

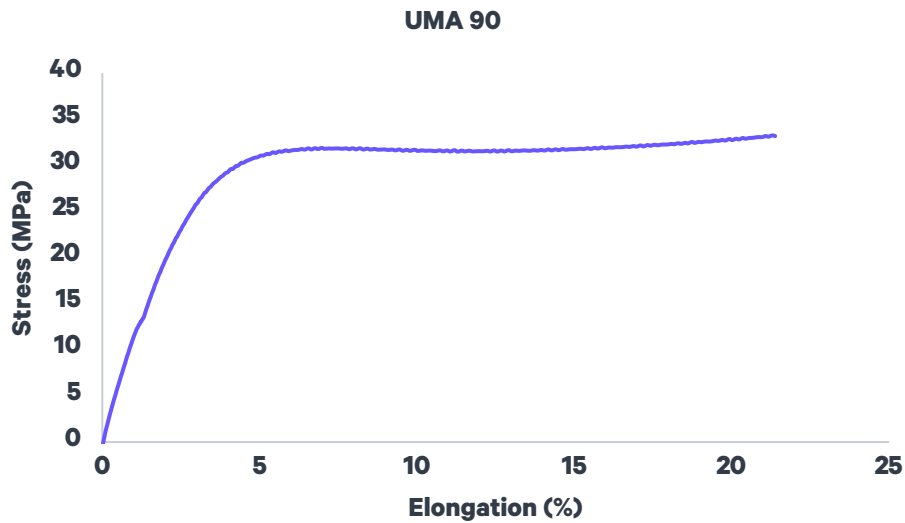
UMA 90

Extended TDS

UMA 90 Mechanical Properties

Representative Tensile Curve

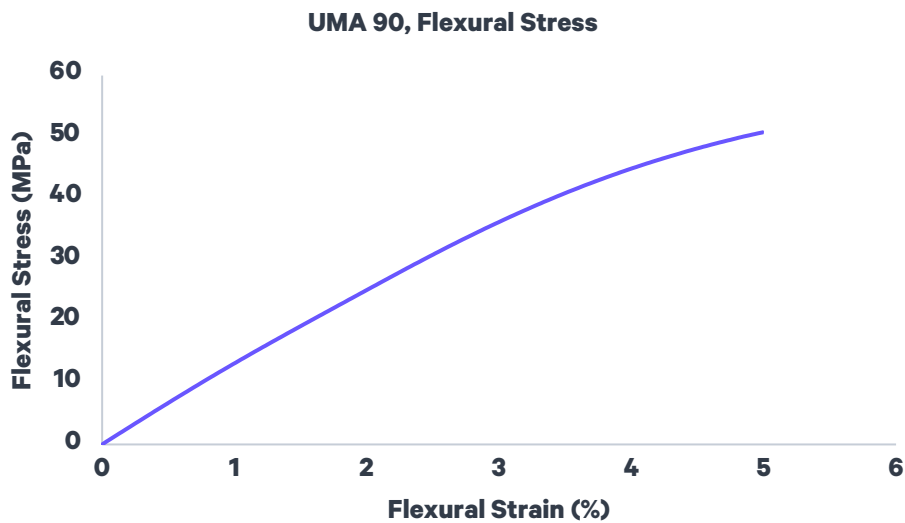
ASTM D638, Type I, 50 mm/min



Representative Flexural Curve

ASTM D790-B

Samples are tested to 5% extension.



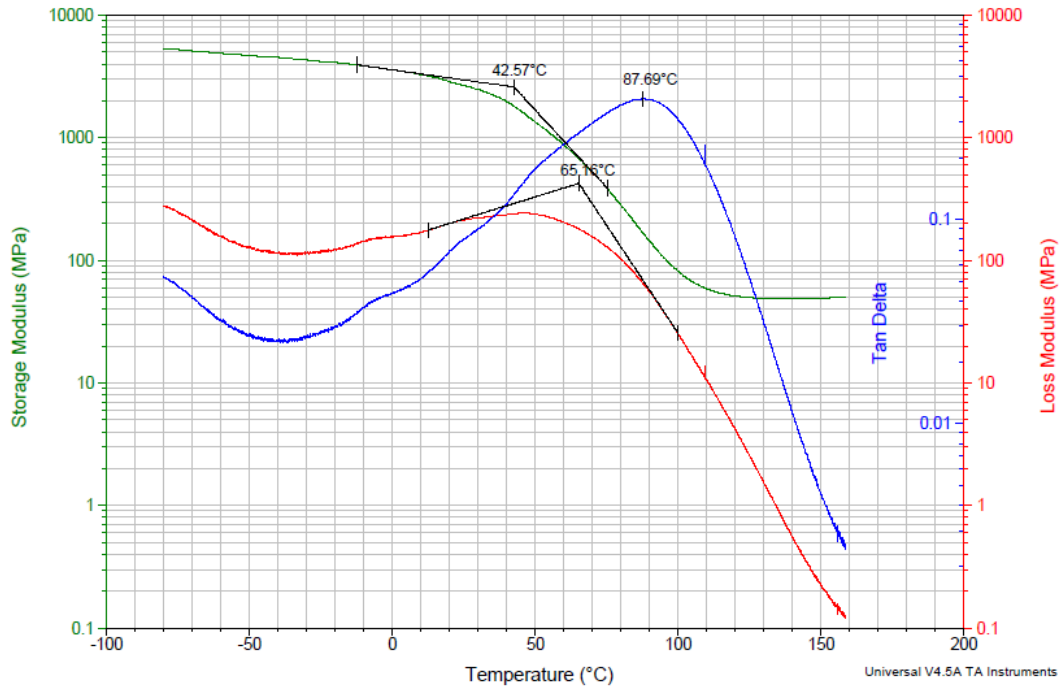
UMA 90 UV Curing Study

One-pot resin systems often require a UV post-cure step. Carbon provides recommended UV curing equipment and standard operating procedure (SOP) outlined in the Carbon MPI document. The table below captures the effect of UV curing equipment as well as cure time. Different UV equipment and processing will lead to variations in lamp intensity and overall heat generation during flood cure, which can further contribute to post-cure mechanical properties differences. The general trends below highlight the tradeoffs of a higher modulus material with general toughness and yield strain.

Tensile Properties ASTM D638, Type I, 50 mm/min	APM LED UV-Cube II (1 min per side)	APM LED UV-Cube II (15 min per side)	Dymax (1 min per side)
Tensile Modulus	1400 MPa	1800 MPa	2100 MPa
Ultimate Tensile Strength	30 MPa	40 MPa	45 MPa
Yield Strength	30 MPa	40 MPa	45 MPa
Yield Strain	7%	6%	4%
Elongation at Break	30%	15%	6%

UMA 90 Dynamic Mechanical Analysis (DMA)

Dynamic mechanical analysis provides insight into the resin's viscoelastic properties across a range of temperatures. The figure below shows a temperature ramp of UMA 90. This material exhibits a storage modulus softening temperature near 40 °C. The peak in the tan(δ) curves indicates that the glass transition temperature of UMA 90 is approximately 90 °C. The presence of a storage modulus rubbery plateau and lack of flow region reflects the crosslinked nature of this material.



Standard: ASTM D4065

Instrument: TA DMA Q800

DMA Mode: Tension

Sample Dimensions: L=20 mm, W=10 mm, t=1 mm (rectangular block)

Strain Amplitude: 0.1% (linear regime of viscoelasticity)

Oscillation frequency: 1 Hz

Temperature Range: -80 °C to 160 °C

Ramp Rate: 1.5 °C/min

Print Conditions: Samples were hand-wiped and not washed with solvent. Values may differ based on post-processing conditions.

UMA 90 Biocompatibility

Biocompatibility Testing

Printed parts were provided to NAMSA for evaluation in accordance with ISO 10993-5, *Biological evaluation of medical devices - Part 5: Tests for in vitro cytotoxicity*, and ISO 10993-10, *Biological evaluation of medical devices - Part 10: Tests for irritation and skin sensitization (GPMT)*. Parts were processed using an M series printer and a Smart Part Washer with VF 1 as the solvent. **The results for all tests indicated that UMA 90 passed the requirements for biocompatibility according to the above tests. Carbon makes no representation and is not responsible for the results of any biocompatibility tests other than those specified above.**

Disclaimer

Biocompatibility results may vary based on printing and/or post-processing procedures.

Subscriber acknowledges the contents of this document are subject to the Terms and Conditions outlined in the Subscription Agreement, including the Restrictions on Use section.

DO NOT USE CARBON MATERIALS IN MEDICAL APPLICATIONS INVOLVING IMPLANTATION IN THE HUMAN BODY OR CONTACT WITH BODY FLUIDS OR TISSUES UNLESS THE MATERIAL HAS BEEN PROVIDED FROM CARBON UNDER A WRITTEN CONTRACT THAT IS CONSISTENT WITH THE CARBON POLICY REGARDING MEDICAL APPLICATIONS AND EXPRESSLY ACKNOWLEDGES THE CONTEMPLATED USE. CARBON MAKES NO REPRESENTATION, PROMISE, EXPRESS WARRANTY OR IMPLIED WARRANTY CONCERNING THE SUITABILITY OF THESE MATERIALS FOR USE IN IMPLANTATION IN THE HUMAN BODY OR IN CONTACT WITH BODY FLUIDS OR TISSUES. If Carbon has permitted in the Subscription Agreement use of the Carbon printer for applications that require biocompatibility, Subscriber acknowledges that it is the responsibility of Subscriber, its respective customers and end-users to determine the biocompatibility of all printed parts for their respective uses.

Carbon, Inc. | www.carbon3d.com
1089 Mills Way Redwood City, CA 94063
1 (650) 285-6307